

Track Conditions

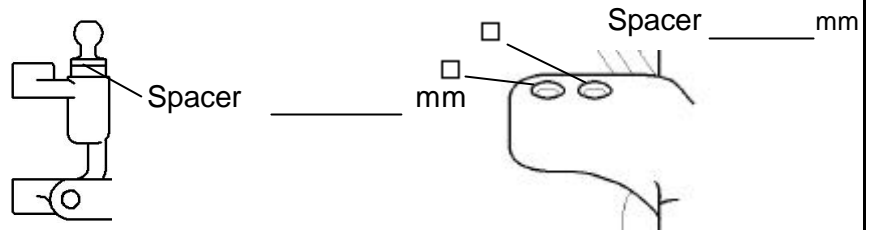
Name: _____
 Date: _____
 Track: _____

Size:	<input type="checkbox"/> Open	<input type="checkbox"/> Med.	<input type="checkbox"/> Tight
Traction:	<input type="checkbox"/> High	<input type="checkbox"/> Med.	<input type="checkbox"/> Low
Surface:	<input type="checkbox"/> Smooth	<input type="checkbox"/> Med.	<input type="checkbox"/> Bumpy
	<input type="checkbox"/> Hard	<input type="checkbox"/> Med.	<input type="checkbox"/> Soft

Front Suspension

Camber Angle _____ °
 Toe Angle _____ °
 Ride Height _____

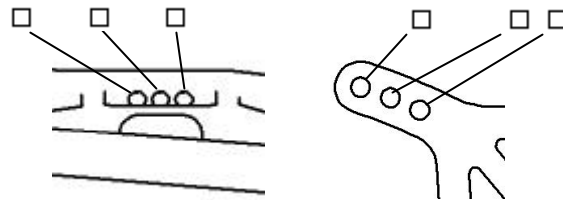
Upper Arm Position



Front Shocks

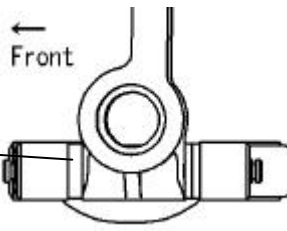
Piston _____
 Oil # _____
 Spring _____
 Inner Spacer _____ mm

Shock Position

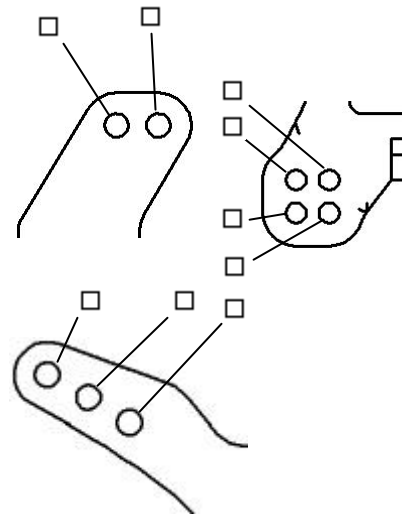


Rear Suspension

Camber Angle _____ °
 Wheelbase Adjustment _____ mm
 Upright
 L0116 (1°) L0115 (2°) L0117 (3°)
 Lower Arm Mount
 L0110D (2°) L0110C (3°) L0110E (4°)
 Ride Height _____



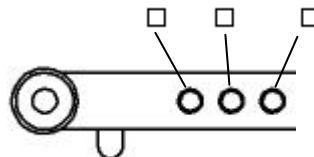
Upper Arm Position



Rear Shocks

Piston _____
 Oil # _____
 Spring _____
 Inner Spacer _____ mm

Shock Position



Engine	Type _____	Muffler _____
	Gasket _____ mm	Fuel _____
	Plug _____	

Drive Ratio
Clutch Bell _____ T
Spur Gear _____ T

Tires Front	Rear
Type _____	Type _____
Foam _____	Foam _____

Result
 Race Time / Lap _____
 Best Lap (1Lap) _____

Comments

